

# Constant Voltage LED Power Supply Phasecut Dimmable 6401075



## Product description

This type of dimmable power supply is an exclusively designed stabilized power supply for LED lamp. With constant voltage (CV) technology, it is suitable for constant voltage lamps (24Vdc) connected in parallel. The output current of the converter could be dimmed between 5%-100% by trailing or leading edge dimmers.

The built-in protection circuit will shut down the power supply in case of such faults as: open circuit, short circuit, over load and over temperature. The power supply will restart automatically after fault correction.



## Standards:

EN61347-1  
EN61347-2-13  
EN61547  
EN55015  
EN61000-3-2  
EN61000-3-3  
EN62384  
EN62493

## Characteristics:

- Independent dimming power supply for constant voltage led lamp
- Terminal block for quick connection
- The output current of the power supply could be dimmed between 5%-100% by trailing edge or leading edge dimmers.
- Ripple free in all dimming range
- With function ground terminal suitable for Class I application
- Open circuit , short circuit , over load and over temperature protection
- Auto restart after fault conditions removal
- warranty: 5 years

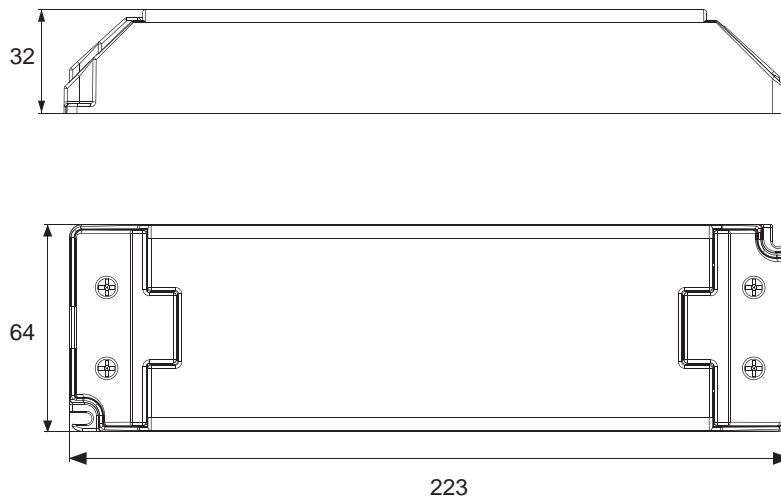
## Specifications:

Model		6401120
Output	turn on time(S)	0.5
	output power(W) <sup>[1]</sup>	120
	output votage(V)	24
	output voltage tolerance <sup>[2]</sup>	±5%
	ripple voltage <sup>[3]</sup>	500mV
	working current range(A)	0.5-5.0 with dimmer/0-5.0 without dimmer
	dimming interface	trailing or leading edge or Intelligent dimming system
	dimming range <sup>[4]</sup>	5%-100%
Input	rated supply voltage(Vdc)	-
	rated supply voltage(Vac)	220-240
	voltage range(Vac)	198-264
	line frequency(Hz)	50/60
	input current(mA) <sup>[5]</sup>	630
	efficiency <sup>[5]</sup>	90.0%
	average efficiency <sup>[6]</sup>	87.0%
	Typ. input power Immo-load operation	-
	power factor <sup>[5]</sup>	0.95
	THD (at 230 V, 50 Hz, full load)	10%
	inrush current(Ipk)	55A/190us
Protection	Max. ECG no. on circuit breaker 10 A (B)/16A(B)/25A(B)	7/12/18
	over voltage protection	YES
	short circuit protection	YES
	over temperature protection	YES
	automatic restart	YES
	over load protection	YES
	surge capability	L-N: 2KV, LN-PE:4KV
Ambient and Life	Ta(°C)	-20...45
	Tc max.(°C)	85
	Storage Temperature(°C)	-30...80
	ambient humidity range	5%...85%RH, Not condensing
	nominal life-time(hrs) <sup>[7]</sup>	30'000@Tc=85 °C
	audible noise(dB)	<30
	MTBF	0.1%/1000h@Ta=25 °C
	Suitable for fixtures with prot. class	Class I or Class II
Other	weight(g)	665
	dimensions (L×W×H)(mm)	223×64×32
	casing material	Plastic
	housing colour	White
	type of protection	IP20
	protection class	ClassII

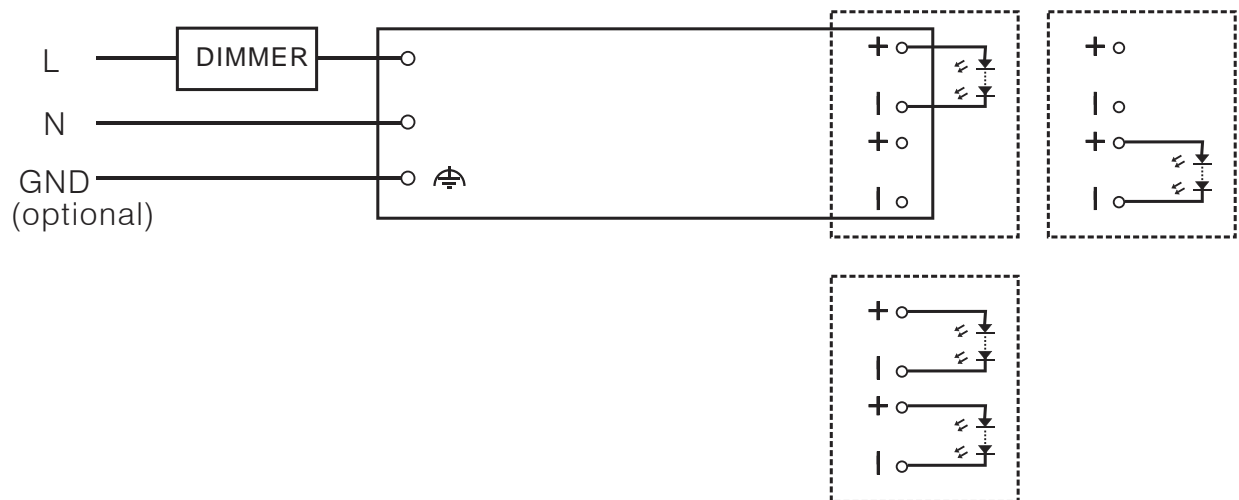
# Note

- [1]: Measurement precision for output power +/- 10%.
  - [2]: Tolerance: includes set up tolerance, line regulation and load regulation.
  - [3]: Tested at ripple peak value of 100Hz/120Hz.
  - [4]: The dimming range varies according to the test without dimmer.
  - [5]: Tested at full load, 230Vac. Refer to "Power Factor" and "EFFICIENT" curve graphs.  
Minimum power factor is rated value - 0.05.
  - [6]: Calculate the model's average efficiency for each test voltage by testing at 100%, 75%, 50%, and 25% of rated current and then computing the simple arithmetic average of these four values.
  - [7]: Life-time with dimmer is depended to the difference dimmer.
- All parameters NOT specially mentioned are measured at nominal voltage input, rated load and 25 of ambient temperature.  
The power supply is considered as a component that will be operated in combination with final equipment.  
Since EMC performance will be affected by the complete installation, the final equipment manufacturers must re-qualify EMC Directive on the complete installation again.

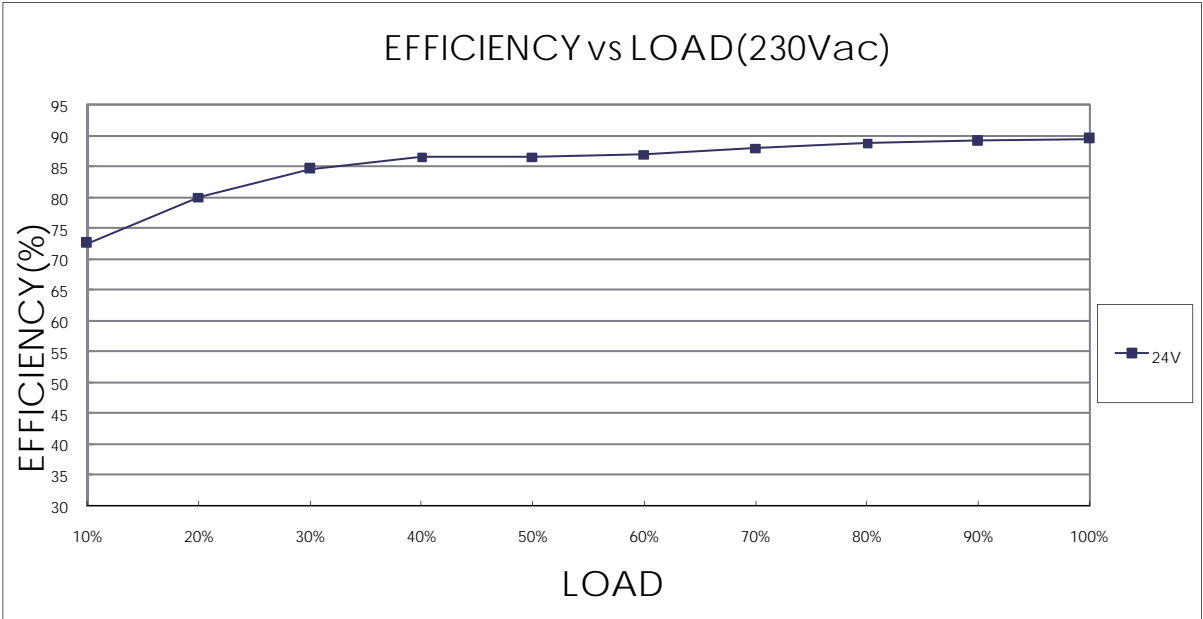
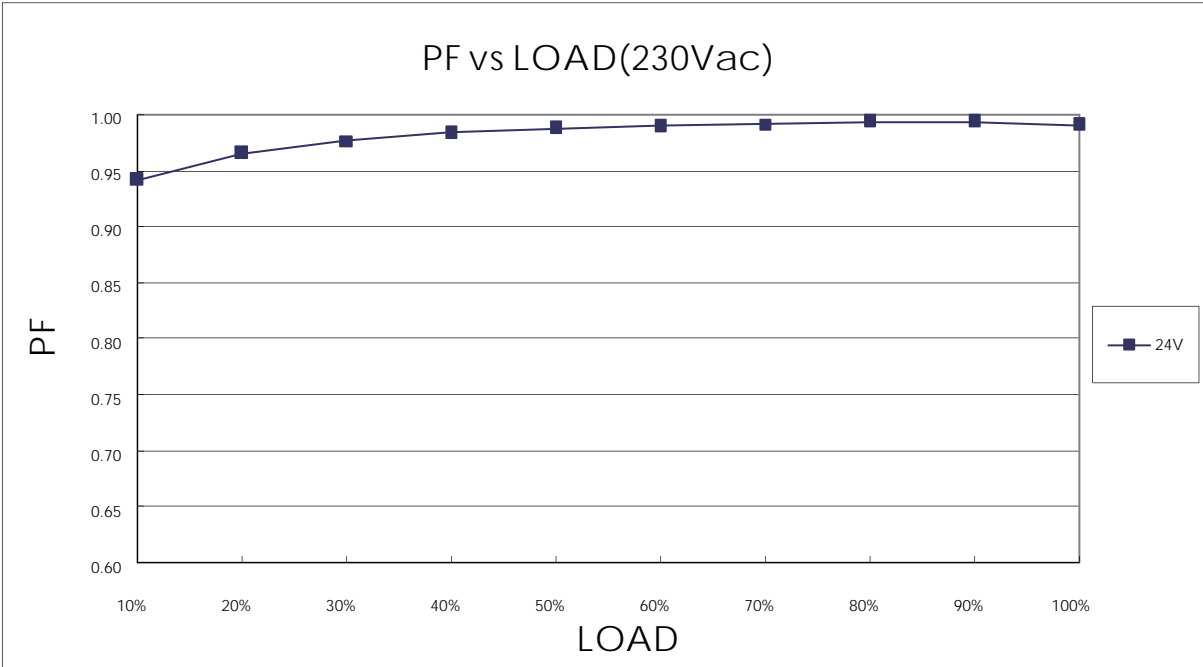
## Dimensions(mm):



## Wiring diagram:



Electrical curves (Reference) :



note  
For constant current power supply,"LOAD" means the percentage of the maximum rated output voltage.  
For constant voltage power supply,"LOAD" means the percentage of the maximum rated output current.

### MCBS information:

Miniature circuit breaker Model Model	B10	B13	B16	B20	C10	C13	C16	C20
6401120	8	10	13	16	13	16	22	27

### Order information:

Order.No.	Model	Carton quantity(pcs)	Carton dimension(mm)	G.W./CTN(kg)
1001-210053-0131	6401120	20	305x240x230	13.8